

**SIEMENS**



Answers for infrastructure.

# E-Line motion detectors

Quick to install, quick to adjust and surprisingly inexpensive.



## E-Line motion detectors set a new price/performance benchmark

Ideal for a wide range of standard applications and environments, E-Line detectors are designed with the installer in mind.

E-Line detectors offer popular easy-to-install features, such as the “snap-in” enclosure and removable terminal block. Their innovative design features mean they also deliver increased speed and flexibility of installation. The Siemens End of Line (EoL) Concept - unique to the market - makes detector wiring quicker and uncomplicated. Even better, independent PIR and Microwave sensitivity adjustment, a flexible combination of pet immunity with creep zone protection and the widest spectrum detection range adjustment capability on the market. That all adds up to a product that lets installers address their own unique requirements for every new installation with one compact and comprehensive detector family.

Quality, performance, flexibility and installation speed – E-Line detectors truly set a new price/performance benchmark in motion detection.



# E-Line Detectors – all round performance and versatility in any environment

## ■ Best in class price/performance

The E-Line detector range has been specially designed to deliver optimal versatility and cost/performance ratio in low to medium risk applications, in quiet to harsh environments. The range includes single and dual technology detectors, combining efficient detection with intuitive functionality and unmatched installation flexibility. All models are available with or without antimask functionality, with built-in sensitivity adjustment and pet immunity settings.

## ■ A compact family for all applications

The installation flexibility offered by E-Line detectors means that E-Line detectors can be used for a wide range of applications, from residential to small and large commercial environments and even in industrial contexts.

This versatility is supported by the housing design: it provides a modern and common look across the whole range that suits any environment and will keep installations aesthetically pleasing, no matter where detectors are positioned. By providing optimal price/performance and true installation versatility, this compact detector family reduces the overall cost of ownership and delivers a future-proof security solution.

## ■ Quality at all levels

E-Line detectors constitute the first complete detector family certified to EN 50131-2-2:2008 and EN 50131-2-4:2008, meeting 100% of all required tests – an achievement supported by independent test reports.

## Highlights

- Optimal price/performance for a wide range of applications
- Compact detector range with true family design approach and innovative functionality reduce inventory complexity and costs
- Superior detection quality and reliability
- The first detector family to be independently certified to meet the latest EN 50131 standards

E-Line detectors – a compact family for all applications and environments





Reduce installation time by over 50% with:

- Plug-in EoL boards for 2-wire installations and with pre-set resistor values selectable via switches
- Clever “clip-on/-off” terminal block simplifies the wiring and holds all wires tightly in place
- Unique two-piece “snap-in” enclosure:
  - no contamination of optics or electronics during installation
  - easy upgrade of detectors

Everything in the E-Line detector range was designed to facilitate and shorten installation by over 50% – and deliver the best price/performance on the market.

# E-Line detectors - by far the quickest to install

## ■ Quickest installation all round

E-Line detectors offer a wealth of innovative installation features; including the unique EoL concept, the popular “snap-in” cover and a removable “clip-on and -off” terminal block. Because E-Line detectors were designed with installers in mind, they truly simplify and speed up all stages of the installation, from preparation to wiring, set up and walk test – even through maintenance and upgrades. All these clever features contribute to reducing installation time by over 50%, meaning E-Line detectors are the fastest to install on the market.

## ■ Simple installation

E-line detectors feature the well known Siemens “snap-in” enclosure, consisting of a base and a clip-on cover. The cover holds all the sensitive electronics and optics. While mounting the base to the wall there is no risk of damage or contamination of the sensitive parts. The cover with the electronics and optics is simply clipped-on once the mounting and wiring is complete and the environment is dust-free.

## ■ Straightforward wiring

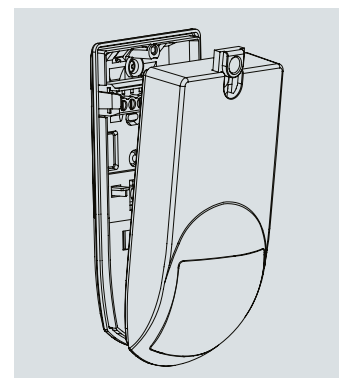
E-Line detectors offer large wiring space and a removable terminal block, which makes wire termination simple and easy. It holds all wires tightly in place, thereby also reducing the risk of wires being accidentally pulled out during and after installation.

## ■ Easy maintenance and upgrades

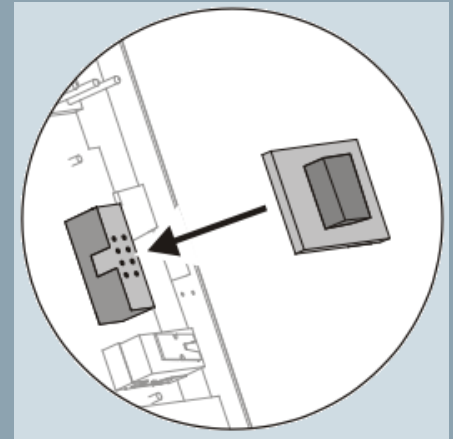
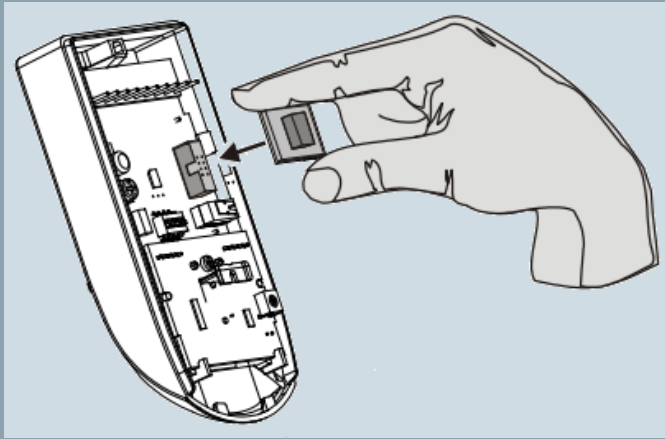
The “snap-in” cover complements the family-style enclosure design, so allowing detectors to be easily replaced or upgraded, e.g. from single to dual technology, Grade 2 to Grade 3 and even from a wired to a wireless version.

## Highlights

- The shortest installation time on the market, due to unique E-Line design features
- A common housing design and snap-in cover means easy upgrades and replacement.
- Overall installation time and costs are reduced



The “Snap-in” cover means that detectors can easily be installed without damage or contamination of the detector.



End of Line concept for ultimate installation flexibility and speed

# Introducing Siemens unique End of Line concept

## ■ On-board panel preferences

One of the key features of E-Line detectors is the unique Siemens End of Line (EoL) concept\*, which reduces preparation time, eliminates time-consuming manual resistor wiring, reduces the risk of wiring errors and facilitates installation troubleshooting.

## ■ Total Flexibility

The EoL concept means installers have full flexibility, whether they are using conventional wiring or EoL wiring. It does not even matter if there are 2, 4 or 6 wires, nor are EoL resistor values a factor. All types of wiring can be applied. This means E-Line detectors are the fastest and simplest way to connect to any type of control panel.

## ■ EoL boards for all installations

Various types of EoL boards are available for virtually any type of panel\*\*. Simply choose the right EoL board and adjust the board by means of the DIP switches, then plug the board onto the detector's PCB. That's it! E-Line's unique EoL concept dramatically reduces the complexity of wiring inside the detector, reducing the risk of cabling errors and making fault finding much quicker.

\* Patented

\*\* Various pre-configured EoL boards with resistor values for dedicated Siemens or third-party control panels, are available. Please contact your Siemens representative for more information.

## Highlights

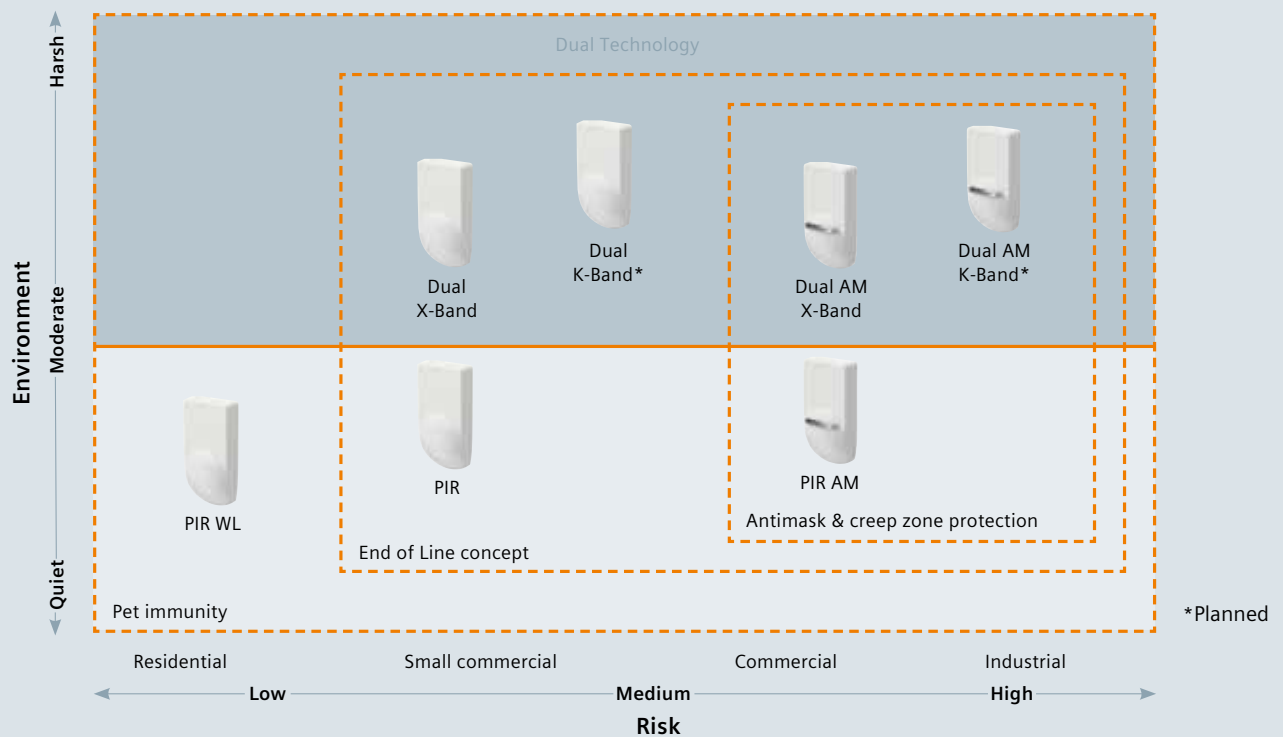
- E-Line's unique EoL concept gives installers freedom to work with their preferred control panels
- Simple and easy wiring reduces errors at installation stage
- Broad selection of EoL boards available for almost any type of panel

Conventional resistor wiring



Typical simple E-Line wiring





# One feature-rich family for the highest installation flexibility on the market

## ■ Quick and flexible setup

Setting up E-Line detectors is quicker and more flexible than with traditional detectors, thanks to the flexible sensitivity settings, widely adjustable PIR and Microwave detection ranges, easy functionality customisation, flexible creep zone protection and pet immunity settings, and to a true family approach across the entire E-Line detector range.

## ■ Flexible sensitivity settings

Each E-Line detector enables the PIR and Microwave sensitivity to be adjusted from quiet to harsh. These adjustments are quickly and easily done via DIP switches, ensuring optimum detection regardless of the environment or application constraints.

## ■ Widest adjustable detection range

The detectors feature a preset 12 metre detection range, and the PIR and Microwave ranges can be adjusted independently from each other via potentiometers. This provides great versatility as E-Line detectors can truly cater for any size of room.

## ■ Full pet immunity flexibility

E-Line detectors have built-in pet immunity, offering the capability to switch between 12 kg and 30 kg, without the use of any tool or permanent mechanisms (such as the traditional "stickers") – this means that switching can be reversed at any time and as many times as necessary.

## ■ Combined pet immunity and look down zone

Traditional detectors can seldom handle pet immunity and creep zone protection at the same time, on the same detector. E-Line Grade 3 detectors enable 12 kg pet immunity to be combined with look down zone without any loss of creep zone protection – and, if required, pet immunity can still be adjusted to 30kg. This versatility is unique to the market.

## ■ Easy and risk-free customisation

Changing the field of view of from volumetric to curtain or adapting the white light filter to the optics does not require the PCB to be taken out. This design feature eliminates unnecessary manipulation of sensitive electronics, and therefore reduces the risk of damage or contamination.

## ■ Walk test without limitations

E-Line detectors provide full walk test activation flexibility, either through the test output from the control panel, or via the detector's DIP switches. E-Line detectors are also fitted with high intensity LEDs to ensure maximum visibility during the walk test, promoting more comprehensive testing.

## Highlights

- Widest detection range and sensitivity adjustment capabilities on the market
- Built-in pet immunity flexibility
- Potential to combine pet immunity with look down zone without any detection capability reduction
- Easy and risk-free customisation of field of view and white light tolerance





# E-Line detectors – reference table


	ADM-Q12	ADM-I12W1	ADM-QXA12 ADM-QXB12 ADM-QXC12	ADM-QKA12	ADM-QX12T	ADM-QXA12T ADM-QXB12T ADM-QXC12T	ADM-QKA12T
							
<b>Description</b>	PIR	PIR Wireless	Dual X-Band	Dual K-Band*	PIR Antimask	Dual Antimask X-Band	Dual Antimask K-Band*
Detection technology	Passive Infrared		Passive Infrared & Microwave		Passive Infrared	Passive Infrared & Microwave	
Volumetric range	12 m adjustable						
Curtain range	20 m				N/A		
EN Grades	Grade 2				Grade 3		
Pet immunity	12 kg / 30 kg adjustable						

PIR: Passive Infrared

\*Planned, please contact your Siemens representative for availability information

## Accessories

AO-C25	AO-WL10K	AZ-MBG2	AZ-MBG3
			
<b>Curtain lens</b>	<b>White light filter</b>	<b>Wall/ceiling mount bracket</b>	<b>Wall/ceiling mount bracket</b>
This curtain lens with overlapping zones enables the complete coverage of a defined area (up to 20 m)	The filter ensures optimal detector functionality up to 10,000 lux	The wall and ceiling brackets provide versatile detector installation options. Once installed, accurate positioning is achieved by swivelling the detector into place	The wall and ceiling brackets provide versatile detector installation options. Once installed, accurate positioning is achieved by swivelling the detector into place. Includes a tamper switch for Grade 3 applications

AO-P...

<b>End of Line boards</b>
The End of Line boards are a clever and cost-effective way to connect a detector to a control panel. Different versions of EoL boards are available and offer the possibility to connect E-Line detectors to any panel type.

Siemens AB  
Infrastructure & Cities Sector  
Building Technologies Division  
Security Products  
Englundavägen 7  
Box 1275  
17124 Solna  
Sweden  
Tel: +46 8 629 0300  
Fax: +46 8 627 0096

Siemens AG  
Infrastructure & Cities Sector  
Building Technologies Division  
Fire Safety and Security  
Security Products  
Siemensallee 84  
76187 Karlsruhe,  
Germany  
Tel. +49 (721) 595-4291  
Fax: +49 (721) 595-2806

Siemens plc  
Infrastructure & Cities Sector  
Building Technologies Division  
Fire Safety and Security  
Security Products  
Suite 7  
Castlegate Business Park  
Caldicot  
South Wales  
NP26 5AD  
UK  
Main: +44 (0) 1291 437920  
Fax: +44 (0) 1291 437943

The information in this document contains general descriptions of technical options available, which do not always have to be present in individual cases. The required features should therefore be specified in each individual case at the time of closing the contract.

© Siemens AB - 11/2011