




## Intrusion Detectors

### External Motion Detectors

### Accessories

Type		Order No.
ISIF485B	<p><b>ISIF485B Installation module and software</b></p>  <p>The installation software is very useful for alignment and signal check during setting up and routine maintenance. It will indicate the amplitudes generated by wanted as well as unwanted targets and help set the gain control correctly during the walk tests and also show the magnitude of disturbance signals. This accessory is for IS380., IS382, IS384, IS390., IS392., IS404., IS405H.</p>	A5Q00026219
ISTC41	<p><b>Installation telescope for IS380., IS382, IS384, IS390., IS392., IS404., IS405H</b></p>  <p>The installation telescope ISTC41 is used for easy alignment of the surveillance zone and to set the sensitivity at the point of installation.</p> <p>Weight 0.320 kg</p>	BPZ:4455260001
ISWT41	<p><b>Cordless walk tester for IS380., IS382, IS384, IS390., IS392., IS404., IS405H</b></p> <p>The cordless walk tester ISWT41 is an accessory for checking the detector alignment remotely. During walk test it indicates a detector alarm with a beeper and a LED. The walk tester consists of a transmitter and a receiver.</p> <p>Weight 0.175 kg</p>	A5Q00026218
ISMD41-3	<p><b>Pole mounting bracket for IS380., IS382, IS384, IS390., IS392., IS404..</b></p> <p>Pole mounting bracket ISMD41-3 with two strap bands for poles of 4...16 cm diameter.</p> <p>Weight 0.160 kg</p>	A5Q00026220
ISMD42	<p><b>Mount hardware for IS405H</b></p> <p>Mounting bracket ISMD42 for IS405H external PIR detector only.</p>	S54533-B101-A100
BP-60TE	<p><b>Pole mounting cover for IS43x beams</b></p>  <p>Special cover designed to weatherproof IS433, IS434 and IS435 beams when mounted on round poles outside.</p> <p>Delivery unit 1 pair per carton  Pole sizes Ø 38 ~ 45 mm  Weight 0.400 kg</p>	BPZ:5386370001