



Exigo

The easy way to control heating installations in residential buildings

Controller for heating and boiler control

Exigo makes every step from installation to operation and maintenance easier than ever. Simply connect the controller, enter any settings as desired and start up. Exigo is a controller that can be used either stand-alone or integrated into a network using BACnet, Modbus, EXOline and M-Bus. It has built-in support for many different languages. Exigo is designed for mounting on a DIN-rail or in a cabinet door or over a device box. It can also be mounted directly on a wall.

Many areas of application

Exigo is intended for control of heating substations in buildings. It supports control of up to 3 heating circuits and 2 DHW circuits. Exigo also has built-in boiler control for a total of 4 boilers and also has Delta T control over the heat exchanger.

Great flexibility through number of ports and expansion units

Exigo is available in models featuring one, two or three communication ports as well as connection via M-Bus, giving you great flexibility as an end user, even without communication.

See all connection options offered by Exigo in the model overview on page 3 (below).

Supports communication via EXOline, Modbus, BACnet and M-Bus

Exigo supports communication via BACnet/IP, Modbus TCP and EXOline using the TCP/IP port. Additionally, controllers containing the electrical RS485 interface also support BACnet MS/TP, EXOline and Modbus via the port. M-Bus is connected directly to terminals 31 and 32. This all enables integration of the controller into existing networks and monitoring of the system via the Internet, a mobile device or from a local computer.

A network connection enables adjusting setpoints, saving settings and supervising system functions.

Quick facts about the new Exigo

- Easy installation: Connect the controller, set the parameters as desired and start up
- Supports control of up to 3 heating circuits, 1 cooling circuit, 2 DHW circuits and boiler control of 1-4 boilers
- Supports communication via BACnet, Modbus, EXOline and M-Bus
- Delta T control over the heat exchanger



REGIN

THE CHALLENGER IN BUILDING AUTOMATION

Monitor your installation using E tool®

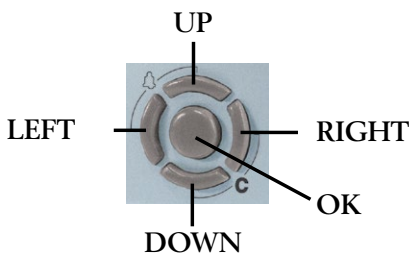
Exigo enables easy connection of E tool®, a PC-based software that enables comprehensive configuration and supervision of an installation via a graphical interface. This helps conserve time as the program provides an excellent overview of all settings.



Simple navigation both with or without display

Exigo has a built-in display with blue backlight. The display light is normally dimmed but is activated when a button is depressed and automatically turned off after a certain period of inactivity.

The display menu system is handled via five buttons:

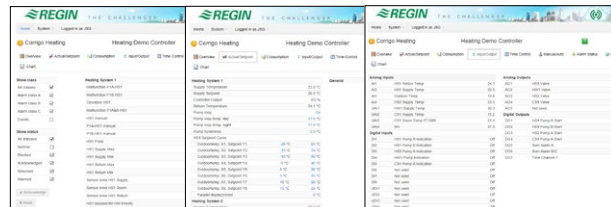


The external E3-DSP display unit can be connected to Exigo for control from up to a range of 100 m.

Integrated web server

The HC...W-1 models contain an integrated web server, easy to configure using E tool®. The web server can be used both in internal intranet and external Internet solutions.

The web server will automatically upload the information and values required to the web pages. Real time charts are also available.



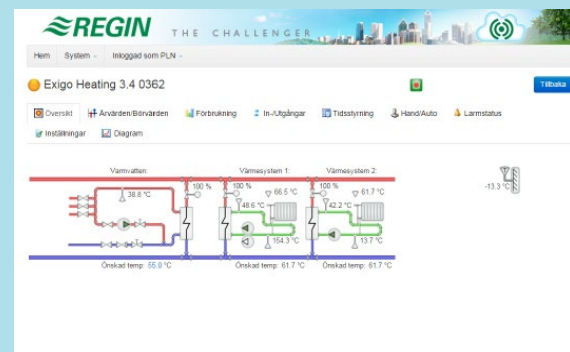
The web server is comprehensive and easy to use

CLOUDigo – easy, web-based control of your system

As of E tool® v. 3.4, it is possible to connect an Exigo to CLOUDigo, a cloud-based service that makes it very easy to supervise an Exigo via the Internet.

Simply tick the checkbox in E tool® and load the TCP/IP-settings to locate the server available in the cloud. This step can also be performed via the display. Once done, the Exigo will by itself locate the CLOUDigo server in which all settings are stored. The user then navigates to the same server and controls the heating system from there.

For more information, see “CLOUDigo user guide”, available for download from www.regincontrols.com.



Operating screen for CLOUDigo

Models

	HC190D-1	HC191-1	HC191D-1	HC192DW-1	HC192W-1	HC193DWM-1
Analogue inputs	4	4	4	4	4	4
Digital inputs	2	2	2	2	2	2
Universal inputs*	4	4	4	4	4	4
Analogue outputs	2	2	2	2	2	2
Digital outputs	7	7	7	7	7	7
RS485		•	•	•	•	•
TCP/IP-port Web server, EXOline, Modbus, BACnet/IP				•	•	•
Serial port EXOline, Modbus, BACnet MS/TP		•	•	•	•	•
1 port		•	•			
2 ports				•	•	
3 ports (2 + M-Bus-connection)						•
Display	•		•	•		•
Power consumption (VA)	7.5	6.5	7.5	10	9	10.5

* Can be configured to function as either analogue input or digital input

Accessories

For a complete list of Exigo accessories, see Regin's web site, www.regincontrols.com.

Technical data

Supply voltage	230 V AC +10 % / -6 %
Measurements (WxHxD, incl. terminals)	146.7 x 97.6 x 76.0 mm
Mounting	In cabinet door, on DIN-rail or on wall, alt. over a device box
Protection class	IP20, IP40 when mounted in cabinet door
Display	4 rows of 20 characters each, backlit
Clock	24 hr. clock with battery backup, automatic summer/winter time changeover
Operating system	EXOrealC



EMC emissions & immunity standard: This product conforms to the requirements of the EMC Directive 2014/30/EU through product standards EN 61000-6-2 and EN 61000-6-3.

LVD: This product conforms to the requirements of the LVD Directive 2014/35/EU through product standards EN 60730-1 and EN 60730-2-9.

RoHS: This product conforms to the Directive 2011/65/EU of the European Parliament and of the Council.

Battery

Type	Replaceable Lithium cell, CR2032
Battery life	5 years
Warning function	Warning on low battery level
Battery backup	Memory and clock function

Storage

Ambient temperature	-20...70°C
Humidity	Max 95 % RH, non-condensing

Operation

Ambient temperature	0...50°C
Humidity	Max 95 % RH, non-condensing

Transport

Ambient temperature	-20...70°C
Humidity	Max 95 % RH, non-condensing

Communication

EXOline port 1	Insulated via built-in RS485 contact
EXOline	Via TCP/IP port or serial port (RS485)
BACnet communication	BACnet/IP via TCP/IP or BACnet MS/TP via serial port (RS485)
Modbus communication	Via TCP/IP or serial RS485 communication
M-Bus communication	Via connection to terminal

Inputs

Analogue inputs DI	PT1000 (-50...+150°C)
Digital inputs DI	Potential-free closure

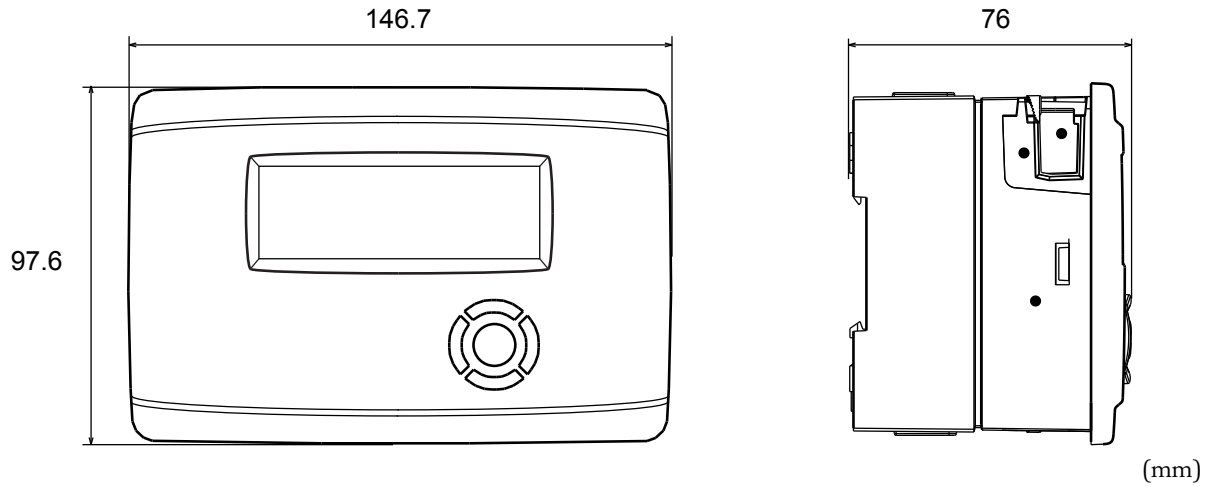
Outputs

Analogue outputs AO	Configurable 0...10 V DC; 2...10 V DC; 10...0 V DC or 10...2 V DC 8 bit D/A short-circuit protected
Digital outputs DO	7x relay, 230 V AC, 1 A inductive load, max. 7 A total

Options

...W (TCP/IP port)	EXOline, Modbus, BACnet communication
1 port	One serial port
2 ports	One serial port and a TCP/IP-port
External hand terminal	E3-DSP
3 ports (HC193DWM-1)	One serial port, one TCP/IP port and M-Bus connection via terminal

Dimensions



Product documentation

Document	Type
Manual Exigo	Manual for Exigo
Manual E tool [®]	Manual for the configuration software E tool [®] and web configuration
Product sheet and instruction E3-DSP	Information about accessories for Exigo
Product sheet and instruction E0R-3/E0R230K-3	

The product documentation can be downloaded from www.regincontrols.com.

Head office Sweden

Phone: +46 31 720 02 00

Web: www.regincontrols.com

Mail: info@regin.se